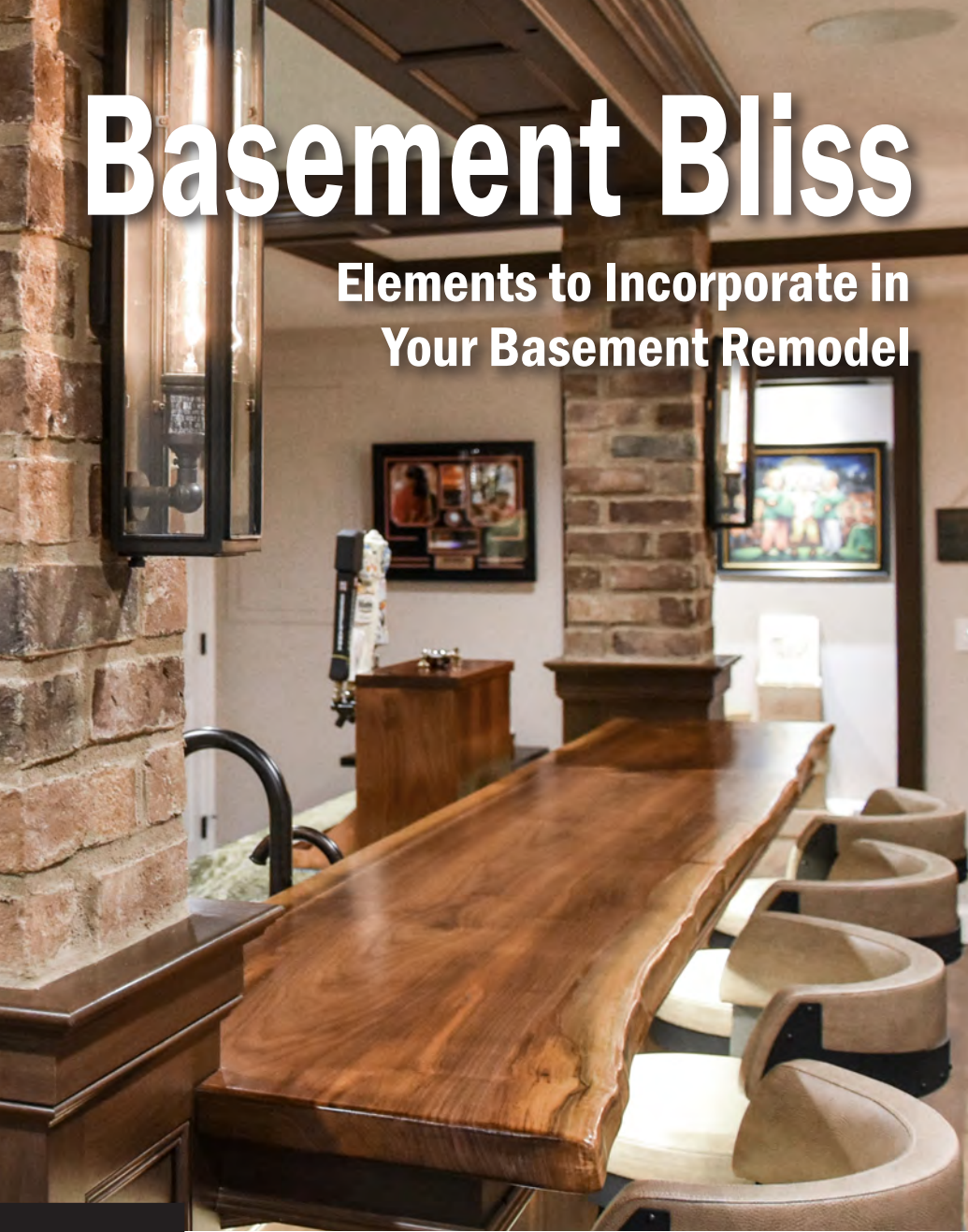


Basement Bliss

Elements to Incorporate in Your Basement Remodel



Basements are a portion of the house that are underutilized, offering untapped potential of valuable living space. They can be so much more than storage and mechanical rooms and with a well-planned remodel, you can transform the dark and dingy area of the home into a multi-functional place where family members can use the space simultaneously for different purposes. Most commonly an entertainment area, kitchenette, bar, exercise area, and gaming/playroom are must-haves. Often homeowners are adding an additional bedroom and bath for guests, as well as the ever-increasing popularity of basement home offices that provide a secluded retreat devoid of distraction.

The basement is an ideal place to include specialties like a state-of-the-art home theater, a soothing sauna, wine cellar, and creative displays showcasing sports themes or collections. This article provides several



by **Eric Weaver**, President
Pinnacle Design/Build Remodeling

concepts to consider when remodeling your basement that will bring uniqueness and character while maximizing functionality.

CONTINUITY. Elevate your basement by using high-quality materials and finishes similar to the primary living areas of your home. This creates cohesiveness and a natural transition from one floor to another. It's likely your new space will be used for entertaining guests, so don't skimp on selections for this area.

The staircase is the first element to extending your living area to the basement. We recommend high-end durable carpet, wainscoting, decorative spindles and opening the bottom portion of the stairway to create a feeling of spaciousness.



KITCHENETTE CONVENIENCES. Including a kitchenette enhances your basement while adding value. Having all the essentials at hand eliminates the need to carry items up and down the stairs, leaving more time for relaxing. Installing an icemaker, refrigerator, microwave, sink, and a space-saving drawer dishwasher will make entertaining a breeze.

Coupled with a bedroom suite, a kitchenette is particularly beneficial in creating an independent and private living space with all the comforts of home to accommodate overnight guests.

HOME THEATERS. Creating a cinematic surround sound theater in the comfort of your own home to watch movies, sporting events or binge TV on a large screen provides a

great experience for family and friends. Imagine watching the Super Bowl on a 100" screen and everyone has their own luxury leather recliner!

This Pinnacle basement bar depicts a rustic elegance that gives the homeowner the pub like style they wanted. The custom live-edge bar top (better seen in the top photo) was hand-crafted in Pinnacle's shop to add uniqueness and charm.



Combine high-quality materials like granite, custom millwork, and decorative lighting to have your basement rise up to the similar design elements of your main living areas.



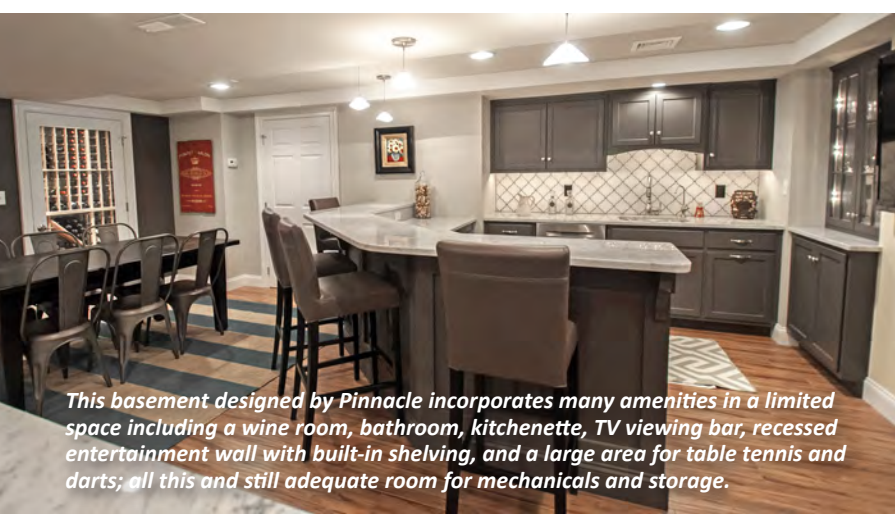
A professionally collaborated A/V system, high-def projector TV, and various accent lighting concepts that can be automated with ease from your recliner add to the overall experience. Tiered seating for optimal views, hidden components, and acoustic wall treatments to minimize sound vibration are important to consider in your space.

MULTI-FUNCTIONAL SPACE. Designing a basement layout can be a challenge due to the location of support columns and mechanicals. Expert planning can create individualized spaces within an open floor plan providing an area to socialize around a table, bar seating, kitchenette, bathroom, walk-in wine storage, TV viewing bar, lounging, and space for gaming tables. These dedicated areas catering to specific interests can be utilized at the same time creating the perfect setting for entertaining many people at once.

Basements are the perfect area to pursue hobbies by customizing creativity areas with ample work surfaces that can serve dual purpose when it's time to entertain.

This Pinnacle home theater features comfortable tiered seating, state of the art projection video and audio systems, tray ceiling accent lighting, dimmable sconces, floor guidance lights and a viewing bar comprised of granite and natural stone.





DESIGN-BUILD

PINNACLE

REMODELING

See our ad on Back Cover

As one of south-central PA's premier remodeling companies, Pinnacle has received many awards for innovative designs and craftsmanship over their 20+ years of enhancing lifestyles with quality remodeling. Nothing speaks better to their solid reputation than their repeat clientele and long-standing relationships with employees, trades, and suppliers.

From concept to completion Pinnacle is with you every step of the way. That starts with getting to know you and what you need most out of your new space. Their in-house CAD Technicians use cutting-edge technology to create 3D design concepts to help you visualize your project and easily make changes without delay. During construction Design Specialists guide you through the selections process with expertise and creativity, ensuring cohesiveness and quality. Your On-Site Supervisor is readily available to answer questions, monitor quality control and scheduling. Great care is taken to be respectful of your home and help you maintain as much normalcy as possible while your home is under construction.

Reliability, creativity, **attention to detail** and their focus on providing a project both parties can be proud of **sets Pinnacle apart from other home remodelers**. To learn more visit PinnaclePro.com

Let's face it, a child's playroom is often strewn with toys and clutter. How convenient to have a dedicated playroom your child can call their own to play and create freely. You can never go wrong with additional cabinetry and closets, so be sure to reserve space for storage solutions to conceal their toys, games and crafting supplies and include additional walk-in closets with shelving large enough for storing seasonal décor.

A portion of rubberized flooring can create a versatile space for a child to play as well as a place for yoga and exercising. Or why not just bring the gym home with a fully equipped weights and cardio fitness center.

RECREATION & GAMING AREAS. Basements are a great place

for unsightly gaming tables like ping pong, billiards and poker tables. Because of their large size it's imperative to think ahead as to what you want to feature in your space before the designing begins. Sometimes these areas start off as playrooms for younger children and later become an area for items like air hockey, foosball, and darts when they're older. It's important to design an area that can transform in time and grow with your family.

UNIQUE BAR STYLES. When incorporating a bar into your remodel project consider the available space, functionality, and most of all, your personal preferences.

Customization is key to creating a bar that reflects your style. From themed bars featuring sports memorabilia and team colors



Be sure to allocate space for large gaming tables when designing your basement. Consider how your family dynamics might change in the years to come so your basement can transition with you.



This bespoke hammered iron foot rail adds an eye-catching touch to this industrial style basement bar.

to a sophisticated hotel bar ambiance, there are an array of styles to consider to find what's right for you.

Perhaps a pub-like bar featuring rich dark wood tones, dim lighting, stone accents and banquette seating. An industrial feel of exposed brick, metals, distressed leather, vintage lighting, and iron foot rails. Or maybe a modern sleek bar with bright colors, clean lines, smooth surfaces and a minimalist approach to design.

Whatever your taste, there are a few factors to guarantee a successful setting. An L-shaped bar allows for easy conversation among guests. A mounted TV behind the bar with optimal sound quality enhances the sports bar experience. Linking all TVs to a simultaneous feed ensures nobody will miss out on the big play of the game.

A mix of ambient lighting creates an atmosphere to match the mood of the event. Accentuate behind the bar with the up-lighting of bottles, spotlight memorabilia on open shelving, choose statement-piece pendant lights, and adding down-lighting under the bar itself are just a few ways to customize with lighting.

Get creative with the backsplash materials, countertops, and don't forget the floor. All of these surfaces add to the overall appearance you're trying to capture.

If you are looking to maximize the potential of your home and create a more functional and valuable living space, consider embarking on a basement remodel



with Pinnacle Design/Build Remodeling. With our careful planning, professional execution, and a touch of creativity, you can unlock a whole new world beneath your feet. Pinnacle has been enhancing lifestyles since 1999 with award-winning remodeling. Our experience makes yours easy. Contact us today to discuss your upcoming project: 717.295.9626 or learn more and book an appointment online at PinnaclePro.com.